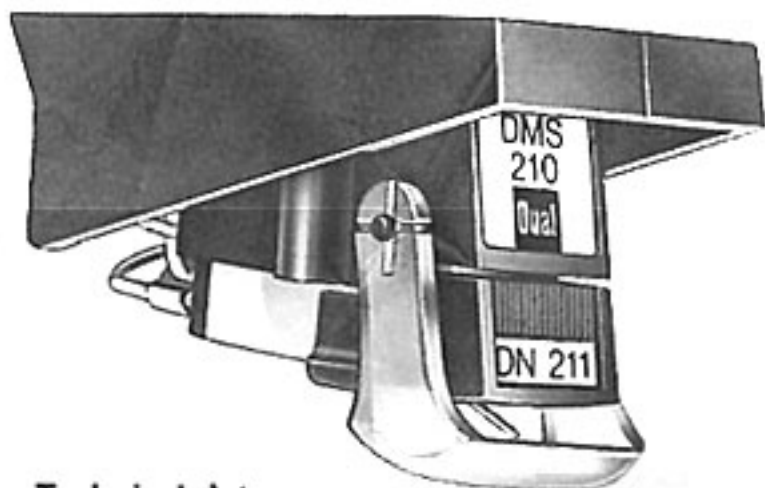




Information on the pick-up cartridge in your Dual automatic turntable



Dual DMS 210

This unit is equipped with the Dual DMS 210 hi-fi stereo magnetic pick-up cartridge. The standard 0.6 mil diamond stylus permits tracking of stereo and LP records. For 78 RPM records a replacement stylus assembly Dual DN 212 is available as an optional accessory.

Technical data

Stylus:	DN 211 0.6 ± 0.1 mil spherical diamond stylus for micro-groove and stereo records
Recommended stylus pressure:	2.5 g (2 - 3 g)
Frequency range:	20 c.p.s. to 20 k.c.p.s.
Output:	> 0.6 mV/1 cm/sec per channel at 1 k.c.p.s.
Output difference between channels:	Maximum 2 dB at 1 k.c.p.s.
Isolation between channels:	Minimum 20 dB at 1 k.c.p.s.
Compliance:	Horizontal 18 x 10 ⁶ cm/dyn Vertical 18 x 10 ⁶ cm/dyn
Intermodulation distortion (FIM):	At 2.5 g stylus pressure, 8 cm/sec velocity, < 1.0 %
Net weight:	6 g
End resistance:	47 kOhm
Impedance:	3 kOhm at 1 k.c.p.s.
Ohmic resistance:	600 Ohm
Inductance:	500 mH
Special accessory:	DN 212 2.5 mil diamond stylus for 78 rpm-records Tracking pressure: 3 p

Frequency response, Stereo and crosstalk damping, measured with equalizer pre-amplifier TVV 47
Test record: QR 2009 (recording curve 3180-318-75 μs)
Tracking pressure 2.5 g, record player: Dual 1226

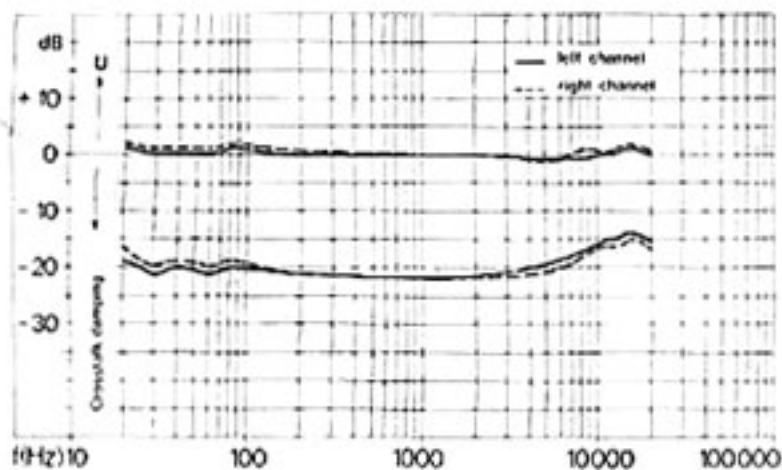


Fig. 1

The snap-on mounting of this Dual pick-up cartridge on the cartridge holder eliminates fitment with screws, spacing rollers and nuts. The snap-on mounting secures correct geometrical alignment of the stylus tip.

Removal of pick-up cartridge

Remove complete pick-up head from the tone-arm and remove slip-on connectors from contact prongs of cartridge. Hold the mounting plate with one hand and pull down cartridge. The snap-on mounting of the cartridge on the cartridge plate is shown in Fig. 3.

Changing the stylus

The stylus is subject to natural wear as a result of playback. We recommend therefore checking the diamond stylus of this pick-up cartridge after approximately 300 playing hours. Your specialist dealer will be pleased to do this for you free of charge. Worn or damaged (splintered) styli will chisel the modulation out of the grooves and destroy your records.

For replacement only use the original stylus type stated above. Imitation styli will cause perceptible loss in quality and increased record wear.

Please notice that the needle carrier with a diamond stylus, due to size, is very sensitive to shocks, vibrations or sudden impacts. In order to have your stylus changed take the complete cartridge (with stylus) and have it done by your nearest authorized dealer.

Attention!

The stylus assembly should be removed from the cartridge (see Fig. 4) before fitment or removal from the cartridge holder. Pick-up cartridges with 1/2" standard fitting dimensions can be fitted on the cartridge holder with conventional screws, spacing rollers and nuts.

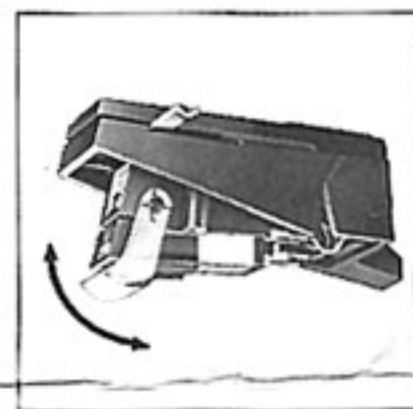


Fig. 2

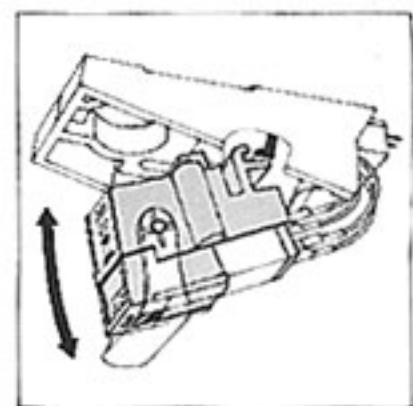


Fig. 3



Fig. 4